



US00D576161S

(12) **United States Design Patent**
Becker et al.

(10) **Patent No.:** **US D576,161 S**

(45) **Date of Patent:** **** Sep. 2, 2008**

(54) **CONSOLE FOR A BOOK OR OTHER
SIMILAR ARTICLE**

(75) Inventors: **James Becker**, Bellevue, WA (US);
Elizabeth Pringle, Kirkland, WA (US);
Todd Rider, Seattle, WA (US); **Mark
Byrnes**, Craig, CO (US)

(73) Assignee: **becker&mayer!**, Bellevue, WA (US)

(**) Term: **14 Years**

(21) Appl. No.: **29/262,617**

(22) Filed: **Jul. 7, 2006**

(51) **LOC (8) Cl.** **14-02**

(52) **U.S. Cl.** **D14/346; D14/454**

(58) **Field of Classification Search** D14/314,
D14/342, 343, 344, 345, 346, 347, 454, 439,
D14/455, 456, 137, 192, 239, 247, 315, 327,
D14/331, 336, 338, 339, 374, 393, 394, 399,
D14/400, 401, 429, 432, 496, 125, 126, 129,
D14/130, 138; D21/324, 329, 330, 331,
D21/333; D18/7; D10/32; 455/556.1, 556.2;
379/433.01, 433.07, 433.1, 433.11, 433.12,
379/433.13; 345/169, 173; 348/14.02, 790;
341/22; 361/680; 273/148 B; 368/281

See application file for complete search history.

(56) **References Cited**

U.S. PATENT DOCUMENTS

D325,225 S *	4/1992	Adhida	D14/401
D353,162 S *	12/1994	Chan	D14/401
D354,316 S *	1/1995	Hiraoka	D14/401
D355,450 S *	2/1995	Ho	D14/401
D357,286 S *	4/1995	Feng	D14/401

D360,903 S *	8/1995	Barr et al.	D14/401
D362,030 S *	9/1995	Chan	D14/401
D362,277 S *	9/1995	Chan	D14/401
D370,501 S *	6/1996	Raviv et al.	D14/401
D373,149 S *	8/1996	Kawasaki	D14/401
D382,916 S *	8/1997	Oikawa	D14/401
D408,441 S *	4/1999	Muntner	D18/7
D487,466 S *	3/2004	Yokota	D14/454

* cited by examiner

Primary Examiner—Jennifer Rivard

Assistant Examiner—Angela J Lee

(74) *Attorney, Agent, or Firm*—Janeway Patent Law

(57) **CLAIM**

The ornamental design for a console for a book or other similar article, as shown and described.

DESCRIPTION

FIG. 1 is a perspective view of a console for a book according to the invention;

FIG. 2 is a left side, elevation view of the console.

FIG. 3 is a right side, elevation view of the console.

FIG. 4 is a rear, elevation view of the console.

FIG. 5 is a front, elevation view of the console.

FIG. 6 is a top, plan view of the console; and,

FIG. 7 is a bottom plan view of the console.

The broken lines in FIGS. 1–7 showing environmental structure form no part of the claimed design. FIG. 3 shows the pages (in broken lines) of the book when the book is closed. FIG. 5 shows the pages (in broken lines) of the book when the book is opened to show the claimed console more clearly.

1 Claim, 3 Drawing Sheets

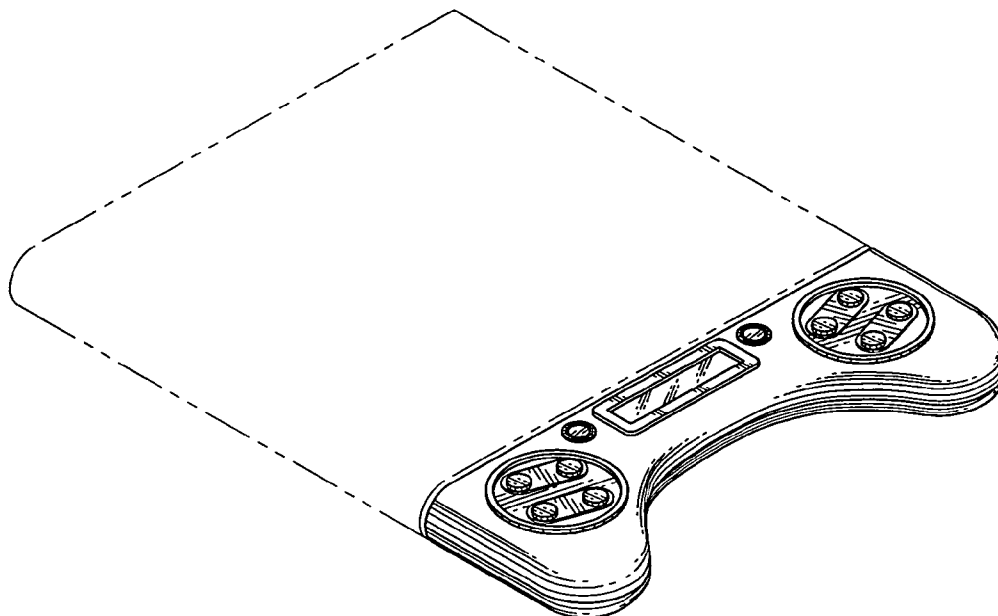


FIG. 1

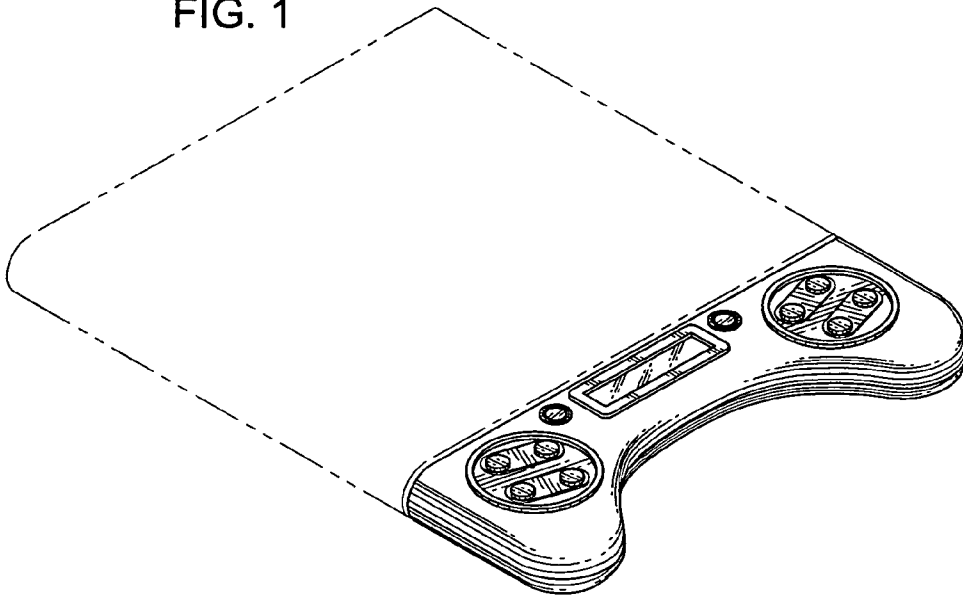


FIG. 2




FIG. 3



FIG. 4



FIG. 5

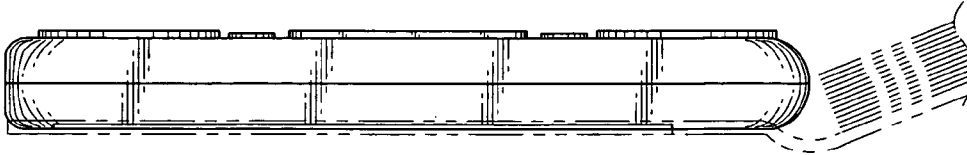


FIG. 6




FIG. 7

